



MOTICAM ProS5 Plus

USB CAMERAS

The new Motic sCMOS cameras developed by German engineering represent a new impetus to manufacturing quality, technical precision and lightweight design. With a member of this line the door for new application fields opens wide. The accelerated data readout (Global Shutter) also enables to work on fast moving phenomena.

Moticam Pro S5 Plus presents a 2/3" sensor with 5MP at a maximized frame rate of up to 70 fps in full resolution. The peak of Motics S Series, this camera covers all important aspects of a camera: resolution for detail information, speed for moving/living samples, an image grabbing to cover large sample areas.

www.moticamseries.com | www.moticeurope.com

SCIENTIFIC CMOS CAMERA



ENRICO BRUNO s.r.l.
APPARECCHI SCIENTIFICI
SANITARI - INDUSTRIALI

www.enrico-bruno.it





MOTICAM ProS5 Plus TECHNICAL SPECIFICATIONS

Sensor type	sCMOS
Sensor size	2/3"
Imaging area	11.1mm (Diagonal)
Capture resolution	5MP
Live display mode through USB	2448x2048, 1224x1024 pixels
Pixel size	3.45x3.45µm
Scan mode	Progressive
Shutter mode	Global Shutter
Data transfer	USB 3.1
Max. frames per second (fps*)	2448x2048 @ 68.3fps 1224x1024 @ 175.8fps
Exposure time	7 µsec to 2 sec
Operating temperature	From -10 to +60 Degrees Celsius non condensing
Sensitivity	1146mV(G) @ 1/30 sec
Support device	TWAIN, SDK and DirectShow Driver
Supported OS	Microsoft Windows 7/8/10, MAC OSX10.9, Linux or higher
Minimum computer requirements	2GHz dualcore - RAM memory 2GB - Video memory min. 512 MB
Lens mount	C-Mount
Software	Motic Images Plus 3.0 for Windows, OSX and Linux
Functions	Still image and video capture, live and still image measurement, image adjustments, white balance, automatic & manual exposure, individual objective calibration system.
Power supply	5V (from USB Port)
Package includes	CS ring adaptor, USB 3.1 cable, Motic 4-dot calibration slide, Motic Images Plus 3.0 for PC/OSX/Linux

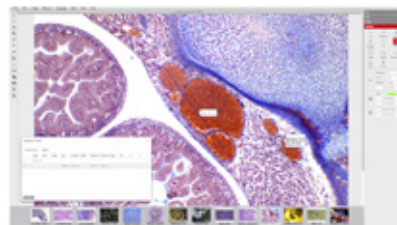
**Frames per second under optimal lighting conditions and in compliance with computer technical requirements.*





MOTIC IMAGES PLUS 3.0 IMAGE ANALYSIS SOFTWARE

Grab your image with highest sensor sensitivity. Navigate in the dark!

Motic Images Plus 3.0

By connecting your Moticam to your computer you will be able to work with our well-known software that comes included in the package. View, capture, edit, measure, make reports... all its standard features and the new ones packed in a new user-friendly interface.



 <p>FAST FRAME RATES</p>	 <p>sCMOS SENSOR</p>	 <p>USB 3.1 INTERFACE</p>	 <p>MIP 3.0 SOFTWARE</p>
--	--	---	--